MODULE SEVEN · THE COMPLETE READING METHOD

The Grand Tableau

Every card. Every position. The whole conversation at once.

HOW TO USE THIS CHAPTER

Read one Part at a time. The Pause marks are good places to stop, or to listen in segments. Write in the ruled spaces at the end.

PART A

Overview & Setup

> *Every spread in Module 6 answers a contained question. The Grand Tableau answers all of them at once. This is Lenormand's largest, oldest, and most demanding reading method — all 36 cards laid in a single formation, the entirety of the deck speaking together. Nothing is held back. Nothing is left out of the conversation.*

PART A

At a Glance

- **What it is:** A full 36-card layout — every card in the deck placed in a fixed grid simultaneously
- **What it's not:** A "bigger" version of the spreads in Module 6 — it's a fundamentally different reading mode
- **Core distinction:** Module 6 spreads answer *a* question. The Grand Tableau answers *the whole picture* a question lives inside of

What the Grand Tableau Is

The Complete Conversation

- **Every single card appears exactly once** — there is no shuffling out, no leaving cards in the deck
- **The entire 36-card system speaks at the same time** — not a curated sample, the whole vocabulary
- **Nothing is excluded by chance** — in a 3 or 5-card spread, most of the deck never gets a voice in that particular reading; in the Grand Tableau, every card's voice is present
- **This is the original, historical Lenormand reading method** — the smaller spreads in Module 6 are modern adaptations; the Grand Tableau is closer to how 19th-century readers actually practiced

LESSER-KNOWN FACT

The Grand Tableau predates most of the "common spreads" in Module 6

- Many of the smaller spreads (Five-Card Cross, Relationship Spread) are 20th and 21st-century innovations, designed to make Lenormand more accessible for quick, modern questions
- The Grand Tableau itself, however, traces back to the system's earliest documented practice
- Learning it isn't just learning "the hardest spread" — it's learning the system's original native language

What the Grand Tableau Answers

A Different Kind of Question

- **Best suited for:** broad life inquiries — *"What does my life look like right now?"* · *"What's the overall picture for the next few weeks/months?"*
- **Not well suited for:** narrow yes/no questions, or single-topic questions better served by a 3 or 5-card spread
- **The Grand Tableau's real gift:** it reveals *connections between life areas* that smaller spreads can't show — how your career situation is actually touching your health, how a relationship dynamic is showing up in your finances
- **Think of it this way:** Module 6 spreads are a conversation about one room of the house. The Grand Tableau walks through every room and shows you how the rooms connect.

When to Use It (And When Not To)

Reach for the Grand Tableau When:

- The question is genuinely broad — a season of life, not a single decision
- You have real time — this is not a five-minute reading; budget 30-60+ minutes for a thorough read
- You want to see how different life areas are interacting with each other
- You're doing a significant check-in: a new year, a major transition, a recurring practice (monthly, seasonally)

Avoid the Grand Tableau When:

- The question is narrow and specific — *"Should I take this job?"* is better served by a Five-Card Cross

- You're short on time — a rushed Grand Tableau reading produces a shallow one; this spread punishes haste
- You're newer to Lenormand and haven't yet built fluency with pairing and the House System — this spread assumes both are second nature
- *Note: per the confirmed structure of this workbook, the House System (Module 4) and all 36 card profiles (Module 5) were intentionally taught before this module — this is exactly why*

Setting Up the Spread

The 8×4+4 Formation

ROW I	1	2	3	4	5	6	7	8
ROW II	9	10	11	12	13	14	15	16
ROW III	17	18	19	20	21	22	23	24
ROW IV	25	26	27	28	29	30	31	32
ROW V			33	34	35	36		

- **Rows I–IV** hold 8 cards each (32 cards total)
- **Row V** holds the final 4 cards, centered beneath the grid
- **The numbering is fixed** — these are the same House positions taught in Module 4 · Position 1 is always the House of the Rider, Position 36 is always the House of the Cross, regardless of which card lands there

Physical Setup Instructions

- **Step 1 — Shuffle with full intention.** This is not a quick shuffle. Take real time, hold the broad question or season of life you're asking about.

- **Step 2 — Deal in fixed reading order.** Traditionally dealt left to right, row by row, top to bottom — exactly the order shown in the diagram above.
- **Step 3 — Do not deal face-up as you go.** Many readers deal the entire spread face-down first, then turn all 36 cards face-up together. This prevents your interpretation of early cards from unconsciously coloring how you place or perceive later ones.
- **Step 4 — Leave physical space to work.** You'll want room to point, gesture, and visually trace lines between cards — this is not a spread you read hunched over a tight tabletop space.
- **Step 5 — Have your House reference nearby.** Even experienced readers consult the House meanings during a Grand Tableau — there's no shame in checking Module 4's reference while reading live.

Locating the Significator

Your First Move After the Cards Are Revealed

- **Before reading anything else, find Card 28 (Man) or Card 29 (Woman)** — whichever represents the querent
- **Note which House position they landed in** — this is the opening sentence of the entire reading
- **The Significator's House placement frames everything** — if the Man lands in House 19 (Tower), the dominant theme of this person's current season is institutional, structural, or about solitude — before a single neighboring card is even considered
- *We will go much deeper into significator-based reading in Part B (Reading Order) and Part E (Near/Far Proximity)*

PAUSE

Audio break point for podcast/recording

PART A

Journal Prompt

SIT WITH THIS · REFLECTION

Are You Ready for the Whole Picture?

The Grand Tableau doesn't let you look at just one room of your life — it shows you all of them, and how they touch each other. Before you ever lay this spread for yourself, ask honestly: is there a part of your life right now you'd rather a reading *not* illuminate? Name it. The Grand Tableau will likely show you anyway — better to walk in with open eyes than be caught off guard.

PART B

Reading Order

> *Thirty-six cards laid out at once can feel like noise if you don't know where to look first. Reading order isn't a rigid rulebook — it's a path through the noise. Corners, then significator, then neighbors, then the wider patterns of column and row. Each stage narrows the focus before the next one widens it again.*

PART B

At a Glance

- **The Four-Stage Sequence:** Corners → Significator → Neighbors → Columns & Rows
- **Why order matters:** Without a sequence, 36 simultaneous cards produce overwhelm, not insight
- **The core principle:** Move from the *frame* (corners) to the *center* (significator) to the *immediate* (neighbors) to the *expansive* (columns/rows) — narrow, then widen
- **This sequence is a guide, not a cage** — experienced readers eventually flow between stages intuitively, but learning the order first builds that fluency

Why Order Matters

Thirty-Six Voices, One Conversation

- **The temptation for beginners:** scan the whole grid randomly, picking out whichever cards "feel" interesting first

- **Why this fails:** without sequence, you'll likely overweight the cards that are emotionally loud and underweight the cards that are quietly structural
- **What sequence gives you:** a path that guarantees you see the frame before the detail, the center before the periphery, the immediate before the distant
- **Think of it like reading a room when you enter:** you notice the exits first (corners), then the person closest to you (significator), then who's standing near them (neighbors), then the general mood of the whole room (columns/rows)

STAGE 1

Read the Corners First

The Frame Before the Picture

- **This stage was fully covered in Module 4's Corner Houses section** — Positions 1, 8, 25, 32
- **In Grand Tableau practice, this is always your opening move**, before you even locate the significator
- **What you're doing:** taking a fast, four-card pulse-check of the entire reading's tone before diving into specifics

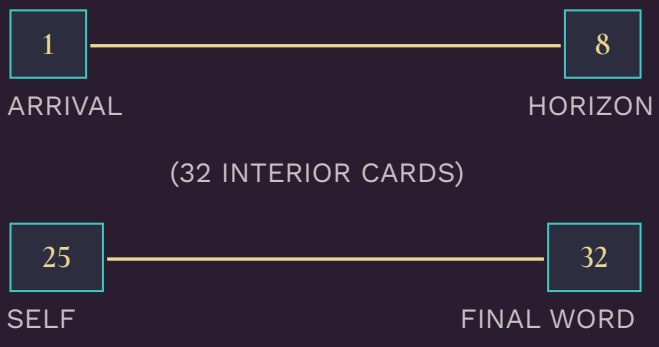

- **Read all four corners as a single short sentence** before moving on — this is a preview, not a full reading

- **Example corner read:** Rider (1) + Mountain (8) + Anchor (25) + *Moon (32)*, read as one sentence: *"Something is arriving (Rider), facing a real obstacle before it can complete (Mountain), the self stands on something steady and long-term (Anchor), and the reading's final word is intuition and being recognized (Moon)."* That's your frame before anything else is read.

STAGE 2

Locate & Read the Significator

The Center of the Story

- **Find Man (28) or Woman (29)** — whichever represents the querent
- **Note their House placement** — this was covered in Module 7, Part A, but now it becomes the actual opening line of your narrative reading
- **Read the significator's House as a complete short statement:** *"[Querent] is currently in the House of [X], meaning their dominant life theme right now is [House meaning]"*
- **This single sentence becomes the spine the rest of the reading hangs from** — every other card's relevance gets measured against this center

LESSER-KNOWN TECHNIQUE

> *Some readers use BOTH significators if reading for a relationship within a Grand Tableau — placing both Man and Woman, then reading their relative distance from each other as additional information (closer together = more entangled; farther apart = more independent or distant). This is an advanced variation, not required for standard solo readings.*

STAGE 3

Read the Immediate Neighbors

Near & Far, Above & Below

- **This stage directly applies the Near/Far Significator technique from Module 2** — now at full Grand Tableau scale
- **The four cards touching the significator carry the most immediate, active information:**

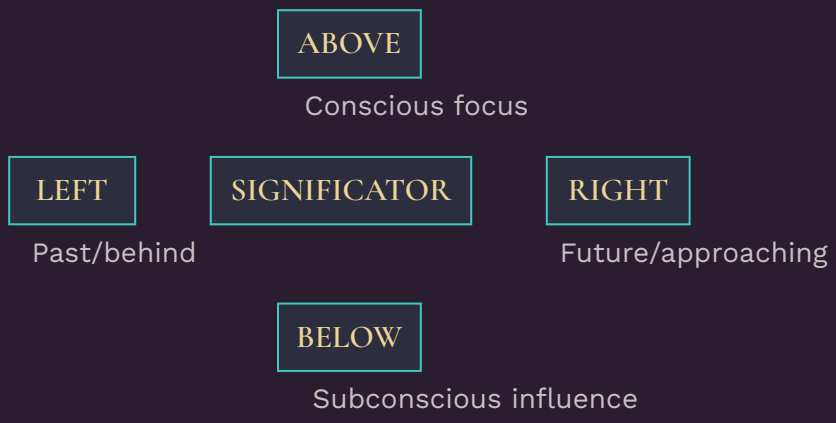

- **Left:** what's already in motion, behind the querent, established influence
- **Right:** what's approaching, coming toward the querent in the near term
- **Above:** what the querent is consciously focused on or aware of
- **Below:** what's operating beneath conscious awareness — frequently the most revealing card in this entire stage
- **Read all four together as a complete four-directional statement** before moving outward to the wider grid

STAGE 4

Read Columns & Rows

The Widest Patterns

- **This is the final, broadest stage** — looking at entire columns and rows for thematic clustering
- **Columns** (running vertically through the grid) often reveal *timing* — many traditional readers treat columns as representing sequential time periods, especially in later rows
- **Rows** (running horizontally) often reveal *thematic clustering* — multiple cards from the same Module 5 group appearing in the same row signals a concentrated life area
- **What to look for specifically:**
  - Does the significator's column contain mostly light or mostly shadow cards? This shapes the overall tone of their timeline
  - Are there rows where 3+ cards belong to the same thematic group (e.g., several Challengers clustering in Row III)? This signals where the reading's real weight is concentrated
  - Are the four Corner Houses' themes echoed anywhere else in the grid? Repetition across positions strengthens a theme's importance

LESSER-KNOWN FACT

Traditional 19th-century Grand Tableau practice sometimes assigned each of the lower rows to specific time periods — Row IV and Row V (positions 25–36) were sometimes read as "the more distant future" simply by virtue of being dealt last and sitting lowest in the visual field. This isn't a universal rule, but it's a useful optional lens — *Module 7, Part F (Time Mapping) goes much deeper on this.*

PAUSE

Audio break point for podcast/recording

Putting the Four Stages Together

A Compressed Walkthrough

- **Stage 1 (Corners):** *"This reading opens with arrival energy and a real obstacle ahead, stands on steady footing, and its final word is intuition and recognition."*
- **Stage 2 (Significator):** *"The querent currently sits in [House X] — their dominant theme right now is [meaning]."*
- **Stage 3 (Neighbors):** *"Behind them is [Left], approaching is [Right], consciously they're focused on [Above], and underneath, largely unacknowledged, is [Below]."*
- **Stage 4 (Columns/Rows):** *"Looking at the wider grid, [theme] is clustering in [location], which tells us where the real concentrated weight of this season actually lives."*
- **Only after all four stages are complete** does a reader move into the deeper techniques covered in the remaining parts of this module — Knighting, full proximity mapping, time mapping, and shadow pattern recognition

PART B

Journal Prompt

SIT WITH THIS · REFLECTION

Practicing the Sequence

Before you ever lay a full Grand Tableau, practice this sequence conceptually: pick any four cards in your mind right now to represent corners, pick a fifth as your significator, and four more as neighbors. Walk through Stages 1–3 verbally or in writing. How does it feel to move through a reading in deliberate sequence rather than scanning randomly? What did the structure give you that randomness wouldn't have?

PART C

The House Layer in a Full Reading

> *In Module 4, you learned the House System as a single conversation — one visiting card, one House, one combined meaning. At Grand Tableau scale, that conversation becomes thirty-six conversations happening simultaneously, some echoing each other, some contradicting each other, and every single card sitting some distance from its own true home. This is where the House System reveals its full depth.*

PART C

At a Glance

- **Brief recap:** the core House formula and the three card-to-House relationships from Module 4
- **New Grand Tableau techniques:** Distance from Home · House Echoes · House Tension
- **Why these matter at scale:** a single House reading tells you about one life area; these new techniques tell you how *all* the life areas are talking to each other

Quick Recap — the Core House Formula

From Module 4, In Brief

- **The formula:** Visiting Card (what energy is present) + House Position (which life area is activated) = the complete message
- **At Home:** a card lands in its own numbered position — energy is amplified, pure, undiluted

- **Compatible:** visitor and House share complementary themes — the reading flows harmoniously
- **Challenging:** visitor and House create tension — this reveals exactly where shadow work or attention is needed
- *If any of this feels unfamiliar, pause here and revisit Module 4 before continuing — everything below builds directly on it*

New Technique 1 — Distance From Home

How Far Has a Card Traveled From Itself?

- **The concept:** every card has a "home" — its own numbered House. In any Grand Tableau, that card will land somewhere in the grid, either close to home or far from it.
- **How to measure it:** simply count the positions between where a card actually landed and its own numbered House
- **What close distance means:** the card's energy is strongly activated and directly relevant to the reading's central themes — it hasn't had to travel far to make its presence felt
- **What far distance means:** the card's energy is present but more diffuse, more contextual, less urgently central to what's happening right now

> EXAMPLE — THE HEART (24) LANDS IN POSITION 3 (HOUSE OF THE SHIP)
>
> Distance: |24 - 3| = 21 positions away
>
> Reading: Love/emotional energy (Heart) is present in this reading, but it is far from its own home — emotional matters are not the central, activated theme right now. They're more like background context than urgent focus.

COMPARISON — THE HEART (24) LANDS IN POSITION 22 (HOUSE OF CROSSROADS)

Distance: |24 - 22| = 2 positions away

Reading: Love/emotional energy is very close to its own home — this is a strongly activated, urgently relevant theme. A decision (Crossroads) is touching emotional matters directly and immediately.

LESSER-KNOWN TECHNIQUE

> *Some traditional readers specifically track where the Man (28) and Woman (29) land relative to their own houses as a measure of self-alignment. A significator landing very close to their own House position can suggest the querent is currently quite aligned with their own nature and instincts. A significator landing far from their own House can suggest the querent is currently operating somewhat outside their natural comfort zone — which isn't necessarily bad, but is worth naming.*

New Technique 2 — House Echoes

When the Same Theme Repeats

- **The concept:** sometimes a single theme shows up in multiple places across the 36-card grid — not just one card, but a *pattern* of related cards or related House meanings clustering together
- **How to spot it:** after your initial four-stage read (Part B), scan the grid specifically for repetition — multiple Group 5 Challenger cards appearing in different rows, or several cards whose House meanings all touch on the same life area

- **What an echo means:** the universe (or your subconscious, depending on your framework) is not whispering this theme once — it's saying it multiple times, in multiple ways, across the reading
- **Why this matters:** a theme that echoes deserves more weight in your final interpretation than a theme that appears exactly once

> EXAMPLE OF AN ECHO
>
> Mice (23) lands in House of Fish (34) — financial erosion
> AND
> Bear (15) lands in House of Anchor (35) — power affecting long-term stability
> AND
> Cross (36) sits in its own House — karmic financial weight
>
> THREE separate signals, all touching financial depletion and long-term consequence. This is not a coincidence to read lightly — it's an echo, and it should anchor a significant part of your final reading.

New Technique 3 — House Tension

When Neighboring Themes Contradict

- **The concept:** sometimes two Houses that are physically close to each other in the grid — especially the significator's immediate neighbors from Part B, Stage 3 — carry genuinely contradictory energy
- **How to spot it:** compare the light/shadow tone of cards sitting near each other, especially around the significator. Are they telling a coherent story, or are they pulling in opposite directions?
- **What tension means:** this is rarely a "mistake" in the reading — it usually reflects genuine internal conflict or competing priorities the querent is actually experiencing

- **How to read it honestly:** name the tension directly rather than trying to smooth it into one tidy narrative — *"Part of you is genuinely moving toward X, and part of you is genuinely pulled toward Y — both are real, and the discomfort you're feeling makes complete sense"*

> EXAMPLE OF TENSION
>
> Significator (Woman, 29) is flanked by:
> LEFT: Anchor (stability, long-term commitment)
> RIGHT: Ship (journey, departure, expansion)
>
> Reading: This person is genuinely caught between staying — choosing the stability they've built — and leaving, choosing expansion and movement. This isn't confusion to be resolved quickly. It's a real tension worth naming plainly.

PAUSE

Audio break point for podcast/recording

Bringing It Together

How These Three Techniques Layer Onto Part B's Sequence

- **After Stage 4 (Columns & Rows) from Part B**, apply these three House-layer lenses as a refinement pass:
  - Check **Distance from Home** for your significator and any other cards that feel especially significant
  - Scan for **House Echoes** — repeated themes deserve amplified weight in your final read
  - Check **House Tension** around your significator's neighbors specifically — named tension is more honest than forced resolution

- **This is not a fifth sequential stage** — it's a lens you apply *across* the sequence you already completed, deepening what you found rather than replacing it

PART C

Journal Prompt

SIT WITH THIS · REFLECTION

Echoes in Your Own Life

Without cards, think of your actual current life circumstances. Is there a theme that keeps echoing — showing up in your relationships AND your work AND your health, in slightly different forms? Name the theme plainly. What might it mean that this particular message keeps repeating across multiple "houses" of your actual life, rather than confining itself to just one?

PART D

The Knighting System

> *Some relationships in a Grand Tableau aren't visible on the surface. Two cards can sit nowhere near each other — not touching, not in the same row or column — and still be in direct conversation. The Knighting system is how you find them. It borrows its movement from chess, and it reveals exactly what its name suggests: hidden alliances, secret influences, the connections the conscious mind hasn't made yet.*

PART D

At a Glance

- **What it is:** a movement pattern borrowed from the chess knight — two squares in one direction, one square perpendicular
- **What it reveals:** relationships between cards that have no other visible connection in the grid
- **First introduced in Module 2** as Pairing Technique 5 — this is the full depth version, promised since then
- **Best used:** sparingly and intentionally, from a small number of meaningful anchor points — not exhaustively calculated for all 36 cards every time

The Movement Pattern

Borrowed From Chess, Applied to Lenormand

- **The basic move:** from any position, move 2 squares in one direction, then 1 square perpendicular to that direction — exactly how a knight moves on a chessboard

- **From any single position, there are up to 8 possible knighted destinations** — though most positions near the edges of the grid will have fewer, since some moves fall outside the grid entirely

THE EIGHT POSSIBLE KNIGHT MOVES FROM ANY CENTRAL POSITION

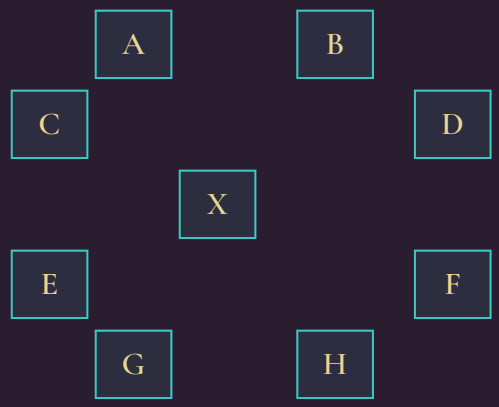

X = starting position
A–H = all 8 possible knighted destinations
(a position near the grid's edge will have fewer valid destinations)

- **Why this particular shape matters symbolically:** the knight is the only piece in chess that moves in an "indirect" pattern — it can't be blocked by anything in its path, and it reaches places no other piece can reach directly. In Lenormand, the Knighted positions represent exactly this: influences that bypass the obvious, visible connections and reveal something the straightforward reading order wouldn't show you.

How to Calculate Knighted Positions

A Practical Method

1 Identify which row and column (0-indexed) your starting card occupies within the 8-column grid

2 From that row/column, calculate all 8 possible (row, column) combinations that are 2-and-1 away

3 Discard any combination that falls outside the grid (negative numbers, or beyond column 7 / beyond the available rows)

4 Convert each remaining valid (row, column) back into its House number

WORKED EXAMPLE — A CORNER POSITION

STARTING POSITION: 1 (RIDER) — ROW 0, COLUMN 0

Valid knighted destinations: only 2

→ Position 11 (Birds)

→ Position 18 (Dog)

(All other 6 theoretical knight moves fall outside the grid —
corner positions always have the fewest valid knighted connections)

WORKED EXAMPLE — A CENTRAL POSITION

STARTING POSITION: 14 (FOX) — ROW 1, COLUMN 5

Valid knighted destinations: up to 8, all falling inside the grid

→ Position 4 (House)
→ Position 8 (Coffin)
→ Position 21 (Mountain)
→ Position 23 (Mice)
→ Position 28 (Man)
→ Position 30 (Lily)
→ Position 1 (Rider)
→ Position 3 (Ship)

A central position like this carries far more knighted relationships than a corner — eight separate "secret" conversations instead of two.

- **The practical takeaway:** corner and edge positions are knighting-poor; central positions are knighting-rich. This is itself useful information — a significator sitting centrally has far more hidden influences in play than one sitting at the edge.

How to Read a Knighted Relationship

Once You've Found the Connection

- **Read the two cards as a pair**, exactly as you learned in Module 2 — noun, verb, energetic charge — except now you're applying that pairing logic to two cards that aren't adjacent
- **The relationship is usually described as "hidden" or "secret"** — something operating beneath the obvious narrative the rest of the grid is telling

- **A knighted connection often explains *why* something is happening** when the surface-level reading only tells you *what* is happening

> EXAMPLE — KNIGHTED READING
>
> Significator (Woman, 29) is knighted to Snake (7)
>
> Surface reading from Stages 1–4 (Parts A–C) suggested a fairly straightforward, stable picture — nothing alarming in her immediate neighbors or corners.
>
> But the Knighted connection to Snake reveals: there is a hidden complication or quietly competing influence operating beneath that stable surface — something winding and not fully visible that the straightforward read alone would have missed entirely.

When to Use Knighting (And When Not To)

A Tool for Depth, Not a Mandatory Step

- **Use it when:** a reading feels incomplete after Parts A–C — when something about the surface narrative doesn't fully explain the querent's lived experience, and you suspect a hidden factor
- **Use it when:** reading for significant, complex questions where multiple layers of causation genuinely matter
- **Don't use it:** as a default step in every single Grand Tableau — calculating all 8 knighted positions for all 36 cards is exhausting and usually unnecessary
- **The recommended practice:** calculate knighted positions only from your most meaningful anchor points — typically the significator, and perhaps one or two other cards that emerged as clearly central during Parts A–C

LESSER-KNOWN FACT

Some traditional readers reserve the Knighting technique specifically for situations involving secrecy, hidden motives, or unexplained patterns — questions like *"Why does this keep happening even though everything looks fine on the surface?"* The technique's chess-knight origin (a piece that moves around obstacles rather than through them) makes it especially well-suited to exactly this kind of question.

PAUSE

Audio break point for podcast/recording

PART D

Journal Prompt

SIT WITH THIS · REFLECTION

Your Own Hidden Connections

Think of a pattern in your life that seems to "come out of nowhere" — a recurring feeling, reaction, or outcome that doesn't obviously connect to anything in your immediate daily awareness. If that pattern had a hidden, non-obvious cause — something operating beneath the visible surface of your life — what do you suspect it might be? Write without needing to be certain. Naming a suspicion is itself valuable.

PART E

Near/Far Proximity Method

> *Imagine you're standing in a room. The person standing right next to you affects your moment-to-moment reality in a way the person across the room simply doesn't — even if both are real, present, and relevant. Near/Far Proximity is that same common-sense principle applied to the Grand Tableau. The closer a card is to the significator, the more immediately it's alive in the querent's life right now.*

What This Part Covers

- What "proximity" means in plain terms — and why it matters
- The four proximity zones radiating outward from the significator
- The Left/Right axis — the past and future timeline
- The Above/Below axis — the conscious and subconscious divide
- Diagonal positions — the nuanced in-between
- How to use this in a full reading without getting overwhelmed

The Core Concept: Breaking It Down

Everything Orbits the Significator

- **Think of the significator as the sun in a solar system**
  - Every other card in the Grand Tableau is orbiting it at a different distance
  - Cards close to the significator are in the inner orbit — their influence is immediate, active, urgent right now

  - Cards far from the significator are in the outer orbit — their influence is real but more distant, whether in time, relevance, or urgency
- **In plain terms:** *the closer a card lands to the person asking the question, the more alive and immediately relevant that card's energy is in their life today*
- **This is not complicated** — it's the same instinct you already use:
  - When something is close to you, it's front and center
  - When something is far away, it's still there but it's background, not foreground

The Four Proximity Zones

Radiating Outward from the Significator

Zone 1 — Immediate (Touching Neighbors)

- **What this means:** the cards directly touching the significator — left, right, above, below
- **Energy:** fully activated, urgent, in-the-face reality *right now*
- **How to read it:** these cards are not background — they are the foreground of the person's current daily experience
- **Already covered in full depth:** Part B, Stage 3 — *"The Immediate Neighbors"*
- **Simple analogy:** the people in the same room as you, right now

Zone 2 — Near (2 Positions Away)

- **What this means:** cards 2 steps away from the significator in any direction
- **Energy:** very active and relevant — these aren't quite as immediate as Zone 1, but they are clearly in motion and affecting the person's life
- **How to read it:** *"This is pressing on the querent — not right in front of their face today, but absolutely on their mind and in their week"*

- **Simple analogy:** the colleagues in the same office, the friends you texted yesterday

Zone 3 — Middle (3–4 Positions Away)

- **What this means:** cards 3 to 4 steps away from the significator
- **Energy:** present but not urgent — this is real context rather than immediate action
- **How to read it:** *"This exists in the background of the querent's life. They're aware of it. It's shaping things. But it's not what they wake up thinking about."*
- **Simple analogy:** the wider community around you — the neighborhood, the workplace culture, the extended family

Zone 4 — Far (5+ Positions Away)

- **What this means:** cards 5 or more steps away from the significator
- **Energy:** cool, distant, either:
  - *Already passed and fading* (if behind/left of the significator)
  - *Still approaching and not yet arrived* (if ahead/right of the significator)
- **How to read it:** *"This is on the horizon — either in the rearview mirror or not yet in view. Real, but not the story today."*
- **Simple analogy:** the weather on the other side of the country — it exists, it may be heading your way, but it isn't here yet

PAUSE

Audio break point for podcast/recording

The Left/Right Axis — the Time Dimension

Past Is Left · Future Is Right

← PAST ←	SIGNIFICATOR	→ FUTURE →	
Far past (Zone 4)	Recent past (Zone 1)	Near future (Zone 1)	Far future (Zone 4)

- **Left of the significator = what has already happened** or is fading out
  - Zone 1 left = very recent past, still very much alive
  - Zone 4 left = distant past, foundational background influence
- **Right of the significator = what is approaching** or is yet to arrive
  - Zone 1 right = arriving imminently — possibly within days or the current week
  - Zone 4 right = approaching but with more time — weeks, months, or still forming
- **Breaking it down simply:** *"Cards to the left are where you've been. Cards to the right are where you're going. The closer to you in either direction, the more immediate."*

The Above/Below Axis — the Awareness Dimension

Conscious Is Above · Subconscious Is Below

↑ ABOVE ↑
What the querent is AWARE of
What they're consciously thinking about

SIGNIFICATOR

What's BENEATH AWARENESS
Hidden drivers · Unconscious patterns
↓ BELOW ↓

- **Above the significator = what the querent consciously knows, thinks, and focuses on**
  - These are the things they'd tell you about if you asked *"what's on your mind?"*
- **Below the significator = what's operating beneath their awareness**
  - These are the things that are *driving* the situation even though the querent may not fully see them yet
  - Zone 1 below = a subconscious influence very actively at work right now
  - Zone 4 below = a deep, foundational pattern — often ancestral, long-seated, rarely surfaced
- **Breaking it down simply:** *"Above the significator is what they see. Below is what they don't see — yet. The further below, the deeper the pattern."*

Diagonal Positions — the In-Between

Neither Fully Past/Future Nor Fully Conscious/Subconscious

- **What this means:** cards that sit diagonally from the significator carry a *mixed* quality — they're part temporal (left/right) and part awareness-level (above/below) simultaneously
- **Upper-left diagonal:** something in the recent past that the querent is consciously aware of and reflecting on
- **Upper-right diagonal:** something approaching that the querent can partly see coming — they're somewhat aware of it, even if not fully
- **Lower-left diagonal:** something from the past that is *not* fully acknowledged — a background pattern the querent has lived through but not fully processed
- **Lower-right diagonal:** something approaching that the querent *doesn't yet see coming* — the subconscious future, an arriving energy they're not prepared for
- **Breaking it down simply:** *"Diagonal positions hold two truths at once. A card in the lower-right diagonal is both in the future AND beneath awareness — something coming that they don't see yet. That's almost always worth naming directly."*

How to Use This in a Full Reading

Without Getting Overwhelmed

- **Don't try to calculate every card's zone distance all at once** — that way lies paralysis
- **Use proximity as a question to ask yourself as you read:** *"Is this card close to or far from the significator — and does that change the urgency of what it means?"*

- **The practical shortcut:** most readings have a natural focal cluster — 6-10 cards that gather closely around the significator and tell the main story. Give these full attention. Use proximity to decide which of the remaining cards are active context and which are background noise.
- **Simple three-step proximity check:**

> STEP 1 — READ THE 4 IMMEDIATE NEIGHBORS (ZONE 1, ALREADY DONE IN PART B)
>
> STEP 2 — Expand one ring outward (Zone 2) — 8 more cards
> Ask: which of these feel charged or important?
> Read only those in detail.
>
> STEP 3 — Glance at anything notable in Zones 3–4
> Ask: is there anything far out that echoes a theme already present in Zone 1–2?
> If yes, note the echo (Part C's technique).
> If no, treat it as background context only.

PAUSE

Audio break point for podcast/recording

PART E

Journal Prompt

SIT WITH THIS · REFLECTION

Mapping Your Own Proximity Zones

Without cards, map your real life right now using these four zones. In Zone 1 (immediate, daily): what three things are truly right in front of you today? In Zone 2 (near, this week/month): what's actively pressing, not urgent but real? In Zone 3 (middle distance): what's real context that shapes your life but isn't front-of-mind? And Zone 4 (far): what's either on the distant horizon approaching, or has already passed into background? This exercise builds exactly the mental pattern that makes proximity reading intuitive rather than calculated.

PART F

Time Mapping

> *"When will this happen?" is the question every querent wants answered. It's also the question Lenormand answers most conditionally, most carefully, and most honestly — because the cards don't read a fixed clock. They read momentum. And momentum is something you can actually do something about.*

What This Part Covers

- Why timing is the hardest question in all of Lenormand — and what that actually means
- The row-based time system — the most widely used method
- The card-based time markers — specific cards that function as timing clues
- Column timing — a secondary, optional lens
- How to combine all three approaches in a real reading
- The honest shadow of time prediction — what to tell querents clearly

Breaking It Down First: What Does "Timing" Actually Mean Here?

Plain Language for Any Audience

- **Timing in Lenormand doesn't mean the cards know what's going to happen on a specific date**

- **What the cards DO read:** the current momentum of a situation — *how fast or slow* something is moving, *how near or far* it currently feels, and *what conditions* would need to change for the timing to shift
- **The honest truth:** timing in divination of any kind is *conditional*, not fixed
  - *"If current conditions continue, this looks like it arrives in the near term"* — conditional, honest
  - *"This will happen on October 14th"* — overclaiming, not what the system actually delivers
- **Why this matters for your readings:** querents trust you more when you're honest about what the cards can and can't tell them. Saying *"this looks like a shorter timeline based on where it sits in the grid"* is more useful — and more accurate — than a false specific date

Method 1 — Row-Based Time Mapping

The Traditional Approach — Most Widely Used

- **The concept:** in the Grand Tableau's 8×4+4 layout, the five rows represent a *rough timeline* from present to culmination
- **Breaking it down simply:** think of each row as a different "season" of the reading — the closer to the top, the more actively present; the closer to the bottom, the further out in time

ROW I	1–8	← Most Immediate · Active Right Now
ROW II	9–16	← Near Term · Developing This Season
ROW III	17–24	← Middle Distance · Still Forming
ROW IV	25–32	← Longer Horizon · On Its Way
ROW V	33–36	← Culmination · What Everything Moves Toward

- **How to use it in a reading:**
  - A card in Row I = *"This is live in the querent's life right now — not coming, it's already here"*
  - A card in Row III = *"This is forming — the querent can feel it starting, but it hasn't fully arrived"*
  - A card in Row V = *"This is the culminating energy of the whole reading — the direction everything is moving toward"*

LESSER-KNOWN NUANCE

> *Some experienced readers flip the row-based system on its head — they use the significator's row as the "present moment" baseline and read all rows above as past, all rows below as future. This is less common but worth knowing. Under this system, a significator in Row III means Rows I and II are the established past, Rows IV and V are what's ahead. The traditional top-down system assumes Row I is always "now" — the alternative assumes "now" is wherever the querent actually sits in the grid.*

Method 2 — Card-Based Time Markers

Specific Cards That Carry a Timing Signal

- **This is the oldest timing method in the Lenormand tradition**, and it doesn't depend on the row system at all
- **Certain cards carry inherent timing energy** — their imagery and traditional meaning suggests a specific pace or duration
- **When these cards appear near the significator or near an important card in the reading, they function as a timing clue for that card's topic**

CARD-BASED TIME MARKER REFERENCE

Clover (2)	= Days · Quick · Fleeting · Don't wait
Ship (3)	= Weeks · A journey's worth of time · Arriving, not here yet
Garden (20)	= A Season · Social timing · Public timing
Tree (5)	= Months or Seasons · Deep, slow growth · Don't rush this
Sun (31)	= Summer / A bright season · Successful timing
Moon (32)	= A month / Cyclical timing · Follows its own rhythm
Cross (36)	= Long-term / Fated / "When it's meant to" · Not on your timeline

- **How to apply this in a reading:**
  - The Heart (24) sitting beside the Clover (2) = *"This emotional situation resolves or changes quickly — we're talking days, not months"*
  - The Heart (24) sitting beside the Tree (5) = *"This is a long, slow emotional arc — healing or deepening that takes months, possibly a full season"*
  - The Heart (24) sitting beside the Cross (36) = *"This has karmic timing — it will arrive when it's fated to, not when the querent wants it to"*

LESSER-KNOWN FACT

The Clover is Lenormand's fastest card, and the Cross is its slowest. This is consistent across most traditional schools of interpretation. When a querent asks "how long?", finding which time-marker card sits closest to the relevant topic card is the most reliable answer the system can honestly give — not a date, but a pace.

Method 3 — Column-Based Time Mapping

A Secondary Lens — Optional But Useful

- **The concept:** the eight columns of the Grand Tableau can each be loosely associated with a sequential time period
- **How it's typically used:** some readers assign the eight columns to:
  - Eight days of the upcoming week
  - Eight weeks of the upcoming two months
  - Eight months of the upcoming year
- **Breaking it down simply:** whatever time period the querent is asking about, the leftmost column = earliest, the rightmost column = latest
- **Important caveat:** column-based timing is the *least universally accepted* of the three methods — it's highly reader-dependent and should be introduced to querents as *"one way to read the timing layer"* rather than a fixed rule

COLUMN TIMING EXAMPLE — READING FOR "THE NEXT 8 WEEKS"

Column 1 = Week 1
Column 2 = Week 2
Column 3 = Week 3
Column 4 = Week 4
Column 5 = Week 5
Column 6 = Week 6
Column 7 = Week 7
Column 8 = Week 8

Cards clustered in Columns 1–2 = immediate, this week or next
Cards in Columns 6–8 = toward the end of the period

- **When column timing is most useful:** when a querent asks specifically *"what does the next [time period] look like?"* — having a structure that maps each column to a segment of that period gives the reading a concrete temporal shape

Combining All Three Methods

How to Layer Them Without Getting Overwhelmed

- **In any given Grand Tableau, you don't need to use all three** — that would produce timing noise rather than clarity
- **The recommended approach for most readings:**

> STEP 1 — ROW CHECK (always)
> Ask: in which row does the topic card sit?
> Rows I–II = near term, active now
> Rows III–IV = middle distance, forming
> Row V = culmination, long horizon
>
> STEP 2 — TIME MARKER CHECK (when "how long?" is asked)
> Ask: does a time-marker card (Clover, Ship, Tree, Cross, etc.)
> sit near the topic card?
> If yes → use that card's timing signal as your pacing estimate
> If no → rely on row placement alone
>
> STEP 3 — COLUMN CHECK (optional, only when time period is defined)
> Ask: is the querent asking about a specific time window?
> If yes → map the columns to that window
> If no → skip column timing entirely

PAUSE

Audio break point for podcast/recording

The Shadow of Time Prediction

What to Know — And What to Tell Querents Clearly

- **The number one shadow of timing readings:** treating conditional momentum as fixed fate
  - *"This will happen in two weeks"* delivered as certainty removes the querent's agency and sets you up for a trust-breaking miss
  - *"Based on the Clover sitting right here, this looks like a quick resolution — probably a matter of days if conditions continue"* — honest, useful, and empowering
- **Timing is always conditional** — if the querent makes significantly different choices, the timeline shifts — this is a feature of the system, not a limitation
- **The Cross as the most humbling timing card:** when Cross appears as the time-marker for something the querent desperately wants to happen soon, the honest reading is simply: *"This is on a fated timeline — not yours, not mine. The system is saying 'when it's meant to,' and our job is to trust that."*
- **The best framing for clients:** *"Lenormand reads momentum, not a fixed calendar. What I can tell you is how the energy feels right now — whether it's fast or slow, near or far — and what you might do to work with that timing rather than against it."*

PART F

Journal Prompt

SIT WITH THIS · REFLECTION

Your Relationship With Timing

Most people asking divination questions about timing are really asking one of two things: *"Can I relax and trust this is coming?"* or *"How long do I have to keep enduring this?"* Honestly — which of these is the question beneath your most pressing "when will this happen?" right now? Write about it directly. Then write about what you would do differently if you fully trusted the pace of the timing, rather than fighting it.

PART G

Shadow Patterns

> *A Grand Tableau with all light cards doesn't exist — and if it seems to, read it again more carefully. Every complete 36-card layout contains the system's full spectrum, including its challenges, its weight, its unprocessed material. Shadow Patterns is how you read the difficult landscape honestly, without either catastrophizing what you see or smoothing it away.*

What This Part Covers

- What "shadow patterns" means — in plain terms, first
- The five most important shadow signals to look for
- How to name what you see without causing unnecessary fear
- The shadow pattern that shows up most often and means the most
- How to close a shadow-heavy reading with genuine integrity

Breaking It Down First: What Is a "Shadow Pattern"?

Plain Language

- **"Shadow" in this context does not mean evil, doomed, or hopeless**
- **Shadow = what has been unacknowledged, avoided, or not yet integrated** — the parts of a situation that exist but haven't been fully looked at yet

- **A shadow pattern in a Grand Tableau is simply a cluster of challenging or difficult cards appearing together** in a way that signals something important beneath the surface of what the querent is consciously presenting
- **Breaking it down even more simply:** *if you walked into a room and three different people were all independently telling you something wasn't quite right, you'd pay attention to that pattern. Shadow patterns in a Grand Tableau work exactly like that.*
- **The system is not punishing the querent** — it is giving them the most useful possible information: *here is where your energy is actually being spent, even if you haven't named it yet*

The Five Shadow Signals

What to Look For Across the Full Layout

Shadow Signal 1 — Challenger Clustering

What it is:

- Three or more Challenger cards (Group 5: Clouds, Snake, Whip, Mountain, Mice) appearing in the same zone of the grid — especially near the significator or in Rows I–II

What it means in plain terms:

- *"The querent is currently moving through a genuinely difficult landscape — not one constructed thing, but multiple challenges active at the same time"*
- This is not a prediction of failure — it is a recognition that real, simultaneous weight is present

How to name it without causing fear:

- *"I want to be honest with you — there are several challenging cards active right now, and they're clustered closely. That tells me you're navigating a genuinely complex moment, not just one problem. Let's look at what each one is actually asking you to address."*

Shadow Signal 2 — Significator Surrounded by Challengers

What it is:

- The querent's significator (Man 28 or Woman 29) has multiple Challenger cards in its immediate Zone 1 or Zone 2 neighbors

What it means in plain terms:

- *"The person is currently living in the middle of their difficulty — not approaching it, not past it. Right now, the challenges are the daily texture of their life."*
- This almost always confirms what the querent already knows but may not have said out loud

How to name it:

- *"What I see around you right now reflects a season of real difficulty — these aren't small cards, and they're not far away from you. I want to honor that before we move further into the reading."*

Shadow Signal 3 — Cross at the End of the Layout or Anchoring a Row

What it is:

- The Cross (36) — the system's heaviest card — appearing in its own House (Position 36), or sitting at the far right of any row, or appearing adjacent to the significator

What it means in plain terms:

- *"Something in this person's life has genuine karmic or spiritual weight — a burden that is real, meaningful, and not quickly resolved"*
- The Cross in Position 36 (the last position of the layout) is its most powerful placement — it is the Ultimate Theme of the entire reading

How to name it:

- *"The Cross sitting here is telling me this isn't a quick fix situation. There's real weight in what you're carrying, and the system is saying it has meaning — it's not random. Let's talk about what that weight actually is."*

Shadow Signal 4 — Mice Touching Financial or Relational Cards

What it is:

- The Mice (23) sitting adjacent to or in the near proximity of the Fish (34), Bear (15), Ring (25), Dog (18), or Heart (24)

What it means in plain terms:

- *"Something is quietly eroding in this person's finances, relationships, or key support systems — not dramatically, but steadily"*
- The Mice's specific shadow power is that it drains below the threshold of crisis, making it easy to ignore until the erosion is significant

How to name it:

- *"I want to flag something I see happening quietly in the background — the Mice sitting near [card] is telling me something is slowly being depleted here. This needs attention before it becomes a bigger issue."*

Shadow Signal 5 — Clouds Surrounding the Key or the Sun

What it is:

- The Clouds (6) appearing in the Zone 1 or Zone 2 neighbors of the Key (33) or Sun (31)

What it means in plain terms:

- *"The solution is present but obscured — or the success is real but not yet visible to the querent"*
- This is one of the most hopeful shadow patterns: it doesn't mean the answer isn't there, it means the querent can't currently see it clearly

How to name it:

- *"What I find genuinely encouraging here is this: the Key is present in this reading — there IS a solution. The Clouds nearby just mean it's not fully visible yet. The answer exists. The work right now is the clearing."*

PAUSE

Audio break point for podcast/recording

The Most Common Shadow Pattern

The One That Shows Up Most Often

- **The single most common shadow configuration in real Grand Tableau readings:** the significator's Zone 1 neighbors contain one strong light card and one strong Challenger card — usually Left (past) is a Challenger, Right (future) is a light card
- **What this almost always means:** *"You're emerging from difficulty — the challenge is behind you, the opening is ahead. You're in the transition, which is why it still feels hard even though things are genuinely improving."*

- **Why this matters:** this is one of the most compassionate readings to give — the querent who is struggling to trust that things are changing needs to hear *"the evidence in your cards suggests the hard part is behind you, not in front of you"*

How to Close a Shadow-Heavy Reading

With Honesty and Genuine Care

- **Name what you saw** — don't minimize the difficulty the cards reflected
- **Identify the lightest, most forward-pointing card in the reading** — even the heaviest Grand Tableau contains movement and possibility somewhere; find and name it specifically
- **End with agency** — what is the one most useful thing the querent can actually *do* with what the reading revealed?
- **The closing frame that works:**

"Here is what I saw:

Brief honest summary of the shadow pattern

Here is what is also true:

The most positive, forward-pointing card or combination

Here is what the reading is asking:

One specific, actionable invitation for the querent"

- **What never to do in a shadow-heavy reading:**
  - Don't pretend the Challengers aren't there
  - Don't catastrophize them either — Challengers are navigable
  - Don't let the reading end on the difficulty without naming what the querent can do next

– Don't project emotions onto the querent — *"this must be very hard for you"* is a statement about them that they haven't confirmed; let them tell you

PART G

Journal Prompt

SIT WITH THIS · REFLECTION

The Shadow You Already See

Without cards, identify one genuine shadow pattern in your own life right now — not a catastrophe, but a quiet, persistent thing that keeps showing up in multiple areas simultaneously. Name it plainly. Then apply the three-part closing frame above to your own situation: what you see, what is also true, and what the situation is actually asking from you. This is the real practice — the cards just make it visible faster.

The Worked Example — a Complete Reading

> *Everything you've learned across Parts A through G lives in this one reading. Watch how the stages layer — not as separate techniques applied one at a time, but as a single flowing act of attention that deepens as it moves through the grid.*

BEFORE WE BEGIN

The Querent: Alex — a woman at a significant turning point

The Significator: Woman (29)

The Question: *"What does my life look like right now, and where is it heading?"*

What Alex has told us before the reading:

- She recently left a corporate position that no longer fit her
- She's considering building her own practice, but has real fear about financial stability
- She's in a relationship that feels like it's becoming more serious — she's uncertain how she feels about that too
- She says she feels "stuck" but can't fully explain why, since she made the changes deliberately

Note: we note everything she's told us, then set it aside before we read. The cards will confirm, contradict, or deepen what she's presented — our job is to read what's there, not reflect back what we already heard.

THE FULL LAYOUT — All 36 Cards, All 36 Positions

#	HOUSE	VISITING CARD	POSITION
ROW I · THE IMMEDIATE PRESENT			
01	Rider House	Heart (24)	CORNER
02	Clover House	Clover (2)	AT HOME
03	Ship House	Stars (16)	
04	House House	Anchor (35)	
05	Tree House	Sun (31)	
06	Clouds House	Mountain (21)	
07	Snake House	Snake (7)	AT HOME
08	Coffin House	Coffin (8)	AT HOME CORNER

ROW II · NEAR TERM · DEVELOPING

09	Bouquet House	Letter (27)	
10	Scythe House	Fox (14)	
11	Whip House	Mice (23)	
12	Birds House	Birds (12)	AT HOME
13	Child House	Child (13)	AT HOME
14	Fox House	Tower (19)	
15	Bear House	Bear (15)	AT HOME
16	Stars House	Bouquet (9)	

ROW III · MIDDLE RANGE · FORMING

17	Stork House	Ring (25)	
18	Dog House	Dog (18)	AT HOME
19	Tower House	Cross (36)	
20	Garden House	Garden (20)	AT HOME
21	Mountain House	Scythe (10)	
22	Crossroads House	Woman (29)	SIGNIFICATOR
23	Mice House	Clouds (6)	
24	Heart House	Moon (32)	

ROW IV · LONGER HORIZON · APPROACHING

25	Ring House	Fish (34)	CORNER
26	Book House	Key (33)	
27	Letter House	Rider (1)	
28	Man House	Man (28)	AT HOME
29	Woman House	Stork (17)	
30	Lily House	Ship (3)	
31	Sun House	Tree (5)	
32	Moon House	Whip (11)	CORNER

ROW V · CULMINATION

33	Key House	Lily (30)
34	Fish House	House (4)
35	Anchor House	Crossroads (22)
36	Cross House	Book (26)

Teaching note: Nine cards land "at home" in this sample tableau so you can see at-home amplification across several life areas in one spread — in a random deal, expect an average of about one card at home.

STAGE 1 — THE CORNERS · Reading the Frame Before the Picture

Corner 1 — Position 1 (Rider House) → Heart (24) · *"The Arrival · What opens this reading"*

- The Heart is visiting the Rider's House — the opening energy of this entire reading is love in motion, love that is approaching
- Something emotional and relational is actively arriving in Alex's life — not stable yet, but genuinely on its way
- This is the opening sentence: *the reading's central arriving theme is love*

Corner 2 — Position 8 (Coffin House) → Coffin (8) — AT HOME · *"The Horizon · What's completing"*

- The Coffin sitting in its own House is one of the most significant configurations in any Grand Tableau
- At Home amplification means: **a transformation is not approaching — it is fully, actively underway right now**
- This confirms what Alex told us about her career change — but the depth of "at home" suggests the transformation is bigger than just the job. Something fundamental is ending and becoming something else.

Corner 3 — Position 25 (Ring House) → Fish (34) · *"The Self · What the querent is standing on"*

- The Fish is visiting the Ring's House — financial flow is tied to a commitment or binding agreement
- This is the ground Alex is standing on right now: money and commitment woven together — the paycheck she chose to leave, and a relationship that is becoming more serious
- Notice how closely this mirrors what she told us: her fear about financial stability and her uncertainty about a deepening relationship both live in this one corner

Corner 4 — Position 32 (Moon House) → Whip (11) · *"The Final Word · Where the reading comes to rest"*

- The Whip is visiting the Moon's House — a recurring tension is operating in Alex's intuitive, emotional and creative life
- The Whip here isn't violence; it is the pattern that keeps returning to the same unresolved place
- This is the reading's final word: not an outside event, but an inner loop — where the reading comes to rest. It rhymes with the anxiety-and-erosion loop we will name in the shadow analysis

Corner Summary (one sentence): *"Love is arriving (Corner 1), a profound transformation is fully underway (Corner 2), the ground she stands on is money and commitment woven together (Corner 3), and the reading's final word is a recurring tension in her inner, intuitive life (Corner 4)."*

STAGE 2 — THE SIGNIFICATOR · Alex's Opening Line

Position 22 (Crossroads House) → Woman (29)

- Alex's card has landed in the **Crossroads House** — one of the most direct, unmistakable placements in the entire system
- The Crossroads House is the House of genuine choice — multiple real paths, each leading somewhere different
- **This is not metaphorical.** The system is saying: *Alex is literally at a fork right now. More than one path is genuinely available. The defining feature of her current season is that she must choose.*
- The "stuck" feeling she described makes complete sense here — you don't feel stuck because nothing is happening. You feel stuck when you're standing at a fork and not yet walking down any of the paths.

One opening sentence for the reading: *"Right now, Alex, you are at a genuine crossroads — not a crisis, not a failure, but a real decision point where more than*

one direction is genuinely available to you. Your work in this reading is understanding which one is actually yours."

STAGE 3 — THE IMMEDIATE NEIGHBORS · What's Pressing on the Crossroads Right Now

LEFT (Position 21, Mountain House) → Scythe (10) — Past

- Something was recently, swiftly, and decisively cut — it's already done and behind her
- The Scythe at the Mountain's House: the cut happened at a point of real resistance — the ending wasn't easy, but it was precisely timed
- **Plain reading:** *"Something was cut recently — probably the corporate role, but possibly something else too — and that cut was exactly right even if it was abrupt. The past on your left side is a clean severance."*

RIGHT (Position 23, Mice House) → Clouds (6) — Future Approaching

- Clouds visiting the Mice House: **confusion is approaching through an erosion lens** — the uncertainty ahead isn't dramatic, it's the slow, quiet kind that depletes rather than confronts
- This is the reading's first gentle warning: what's coming toward Alex in the near term is not a dramatic obstacle but a quieter erosion of clarity
- **Plain reading:** *"What's moving toward you right now is uncertainty — not a wall, but a fog. It's going to feel like you can't see clearly for a while. That's not permanent. But it's real."*

ABOVE (Position 14, Fox House) → Tower (19) — Conscious Focus

- The Tower visiting the Fox's House: Alex's conscious, thinking mind is fully focused on institutional structure from a strategic angle
- She's thinking about the establishment — how it works, how to navigate it, whether to build within it or outside it

- **Plain reading:** *"Your conscious mind is very focused on questions of structure and strategy — how do I build something? What's the right form? What does the institution look like? That's what you're actively thinking about."*

BELOW (Position 30, Lily House) → Ship (3) — Subconscious

- The Ship visiting the Lily House: beneath Alex's awareness, a mature, seasoned journey is operating — something is already setting sail at a subconscious level
- Below = subconscious driver. The Ship = movement, expansion, departure
- **Plain reading:** *"Beneath your conscious focus on structure and strategy, your subconscious is already on a ship. Part of you has already left. The journey you're afraid to commit to consciously — your deeper self has already booked the passage."*

Neighbor Summary: *"Something was cleanly cut behind her. Quiet uncertainty is approaching ahead. Her mind is working on questions of structure and strategy. And her subconscious has already departed for wherever she's going — even if she hasn't consciously declared the destination yet."*

SELECTED KEY POSITIONS · Deeper Readings at the Most Significant Cards

Position 2 (Clover House) → Clover (2) — AT HOME

- Clover at home in Row I (the immediate present) = **genuine, activated luck available right now**
- This is not "luck is coming." This is: *luck is here, right now, in this moment, and it won't wait indefinitely*
- **Plain reading:** *"There is a small but real opening available to you in the immediate present. The Clover doesn't stay put. If there's a door slightly ajar right now — something you could reach for — this card is telling you to reach. Today, not next month."*

Position 7 (Snake House) → Snake (7) — AT HOME

- Snake at home in Row I = **genuine, fully activated complication** present right now
- At home amplification for the Snake means the complication is not approaching — it's here, it's active, and it requires real navigation
- This is the reading's most direct acknowledgment of the complexity Alex is living through
- **Plain reading:** *"Something is genuinely complicated right now — not imagined, not exaggerated. There's a situation or a relationship that requires serpentine intelligence to navigate. It's not a straight path through. And that's okay — but it needs to be acknowledged, not simplified."*

Position 13 (Child House) → Child (13) — AT HOME

- Child at home in Row II = **a genuine new beginning is actively, authentically underway**
- At home amplification here is encouraging: the fresh start energy is not just possible, it's structurally real
- **Plain reading:** *"Whatever you're starting — the new practice, the new direction, the new version of yourself — it's genuinely real. It's small. It's unformed. But it has roots. This isn't wishful thinking. This is a real beginning that deserves to be protected, not rushed."*

Position 26 (Book House) → Key (33)

- The Key visiting the Book's House = **the solution is currently hidden knowledge**
- Plain translation: *there is a solution, and it's there, but it hasn't been fully revealed yet*
- Combined with Position 36 (Book at Cross House = the ultimate theme is hidden knowledge, covered under Key Positions below): the reading is saying this twice. The resolution will come through revelation.

- **Plain reading:** *"The answer you're looking for exists. It isn't lost or unavailable — it's in a book that hasn't been opened yet. Something you don't yet fully know will become the key to everything. Watch for what gets revealed in the coming weeks."*

Position 28 (Man House) → Man (28) — AT HOME

- Man at home in Row IV = **the significant man in Alex's life is fully, authentically himself**
- At home amplification here is particularly meaningful: this person is not performing, not masked, not holding back — they are genuinely present as who they are
- In Row IV (longer horizon) — this relationship/figure is building toward something rather than just present in the moment
- **Plain reading:** *"The significant man in your life is showing up as exactly who he is. There's no hidden agenda, no performance. What you see is what's actually there. And in Row IV, this tells us something real is building in this direction."*

Position 29 (Woman House) → Stork (17)

- Alex's own personal house — the space that most directly represents her inner world and private life — is occupied by the Stork
- The Stork = positive change, improvement, a welcomed arrival
- Even though she feels stuck, her own House is telling a different story: *something genuinely better is coming into her personal domain*
- Worth noting immediately — Alex's self-perception (stuck) doesn't match what her own space is showing (incoming positive change)
- **Plain reading:** *"Your own inner house is showing positive change arriving. Your personal life — your private self, your inner world — is genuinely improving, even when the outer circumstances feel uncertain. The best change in this reading is the one happening closest to who you actually are."*

Position 36 (Cross House) → Book (26) · *"The Ultimate Theme"*

- The Cross House carries the reading's deepest, ultimate theme — it is the last position of the layout
- The Book visiting here means: **the ultimate theme of Alex's current life chapter is hidden knowledge** — something she doesn't fully know yet, something that hasn't been fully revealed
- The reading's ultimate resolution will come through revelation — something currently held in reserve will surface, and that surfacing will be the defining moment of this chapter

SHADOW PATTERN ANALYSIS · What Needs to Be Named Directly

Shadow Signal — The Anxiety-Erosion Loop

- Mice (23) visiting the Whip House (Position 11): repetitive erosion — anxiety cycling
- Clouds (6) visiting the Mice House (Position 23): confusion feeding the depletion
- These two cards are in each other's Houses — each one's energy is amplifying the other's
- **Plain reading:** *"There's a loop running quietly beneath everything else in this reading — anxiety feeding confusion, confusion feeding erosion, erosion feeding more anxiety. It's not loud. It's steady. And it's been running long enough to be costing you real energy. This is the shadow that most needs attention — not any single dramatic problem, but this quiet circular drain."*

Shadow Signal — Tower + Cross in the Middle Grid

- Tower (19) in Fox House (Pos 14): institutional thinking through a strategic/self-protective lens
- Cross (36) in Tower House (Pos 19): the institution carries karmic weight — something about the former structure had genuine meaning

- **Plain reading:** *"The corporate world Alex left didn't just end — it carried real weight, real meaning, real history. The Cross in the Tower's own House is saying: the ending was right, but it also carried spiritual significance. There's some grieving here that may not have been fully honored."*

TIME MAPPING · How Soon? How Far?

- **Clover at home (Pos 2, Row I):** the quick opportunity is available right now — days, not months
- **Stars at Pos 3 (Ship House, Row I):** the guidance toward the journey is also immediate
- **Significator at Pos 22 (Row III):** Alex is in the middle range — the resolution isn't immediate but it's forming
- **Key at Pos 26 (Row IV):** the solution is approaching but hasn't arrived yet — a few weeks to months
- **Cross at Pos 19 (Tower House, Row III):** the karmic weight of the corporate ending is mid-range — still present, still active, but moving toward integration
- **Timing summary:** *"The opportunity is here right now — grab it. The full resolution is several weeks to months away. What's happening in between is the forming — and that's where you are."*

THE CLOSING FRAME · What You Saw · What Is Also True · What the Reading Is Asking

What You Saw:

Alex, you are at a genuine crossroads — not metaphorically but structurally. Something was decisively cut behind you (the Scythe on your left). Quiet confusion is approaching ahead (the Clouds on your right). Your mind is working on questions of structure while your subconscious has already embarked on the journey your fear hasn't yet approved. There's a real loop of anxiety and erosion running quietly beneath the surface that has been costing you more energy than you've named. And there's some grief about the ending of the corporate chapter that deserves more acknowledgment than it's received.

What Is Also True:

There is a genuine new beginning here — small, real, and at home in its own house. The significant man in your life is showing up as exactly who he is. Your own personal inner space is occupied by positive change arriving. There is a solution present in this reading — hidden for now, but genuinely there. The lucky window is open right now, not later. And the ultimate theme of this chapter will be revelation — something you don't yet know will become everything.

What the Reading Is Asking:

Stop waiting for the fog to fully clear before you walk. Your subconscious already chose the direction — the work now is catching your conscious mind up with what your soul already knows. Name the anxiety loop. Acknowledge the grief of the ending. And reach for the small door that's currently ajar — not the big dramatic one, the small real one. The Clover doesn't wait.

Let Your Light Shine & Keep Your Compass Cosmic