MODULE SIX · HOW TO LAY THE CARDS BEYOND A SINGLE PAIR

The Five Common Spreads

A pair teaches you to read combination. A spread teaches you to read structure. Every spread in this module answers a different kind of question — and choosing the right spread is itself part of the reading. Position is meaning. Where a card lands matters as much as which card it is.

HOW TO USE THIS CHAPTER

Read one Part at a time. The Pause marks are good places to stop, or to listen in segments. Write in the ruled spaces at the end.

MODULE SIX

At a Glance

- **Five spreads, ordered simple → complex:** Daily Pull · Past/Present/Future · Five-Card Cross · Relationship Spread · Horseshoe
- **Every spread includes:** setup, layout diagram, position-by-position reading method, shadow notes, and a full worked example
- **Common thread:** position + card + house (where applicable) = complete reading
- **What's next after this module:** The Grand Tableau (Module 7) — the largest spread in the system, covered separately because it deserves its own full module

SPREAD 1

The Daily Pull

1–3 Cards · The Foundation Practice

SPREAD 1 · THE DAILY PULL

CARDS: 1–3 · DIFFICULTY: BEGINNER

WHAT IT ANSWERS

> *"What energy do I need to understand about today?"*

- The simplest, most repeatable Lenormand practice
- Builds fluency faster than any other method — daily reps compound
- Works as a single card, a pair, or a three-card string depending on how much detail you want

LAYOUT

One-Card Version:



A single energy or theme for the day

Two-Card Version:



Three-Card Version:

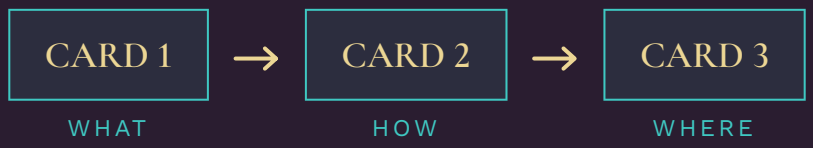

SETUP INSTRUCTIONS

- Shuffle with intention — hold the question: *"What do I need to understand about today?"*
- Draw from the top, or fan and pull intuitively — both are valid
- Lay left to right always
- No significator needed — this spread isn't about a specific person, it's about the day's energy

READING METHOD

- **One card:** Read its noun, verb, and energetic charge as today's core theme
- **Two cards:** Card 1 = the subject of the day, Card 2 = how it will move or be shaped
- **Three cards:** Card 1 = what is present, Card 2 = how it moves, Card 3 = where it lands by day's end

SHADOW VERSION

- If the pull feels heavy or unwanted, resist the urge to re-shuffle and try again
- A difficult daily pull is data, not punishment — it's telling you where today's friction will likely show up
- The shadow daily pull's real value: it lets you walk into the day already informed rather than caught off guard

WORKED EXAMPLE

> *Question: "What do I need to understand about today?"*
> *Pull: Mountain (21) + Key (33)*

Reading: *"An obstacle today has a real solution — but it will require patience to access it. The Mountain isn't telling you to avoid the climb; the Key is telling you the climb leads somewhere genuine. Expect friction in the first half of the day that resolves once you stop trying to force a fast answer."*

PAUSE

SPREAD 2

Past / Present / Future

3 Cards · The Classic Timeline

SPREAD 2 · PAST/PRESENT/FUTURE

CARDS: 3 · DIFFICULTY: BEGINNER

WHAT IT ANSWERS

> *"How did this situation arrive, where does it stand now, and where is it heading?"*

- The most universally recognized 3-card layout across nearly every divination system
- Gives a situation actual temporal shape — most people experience their problems as one undifferentiated mass; this spread separates the timeline
- Works for any specific situation, not general daily energy

LAYOUT



Read left to right, exactly matching Lenormand's natural reading direction

SETUP INSTRUCTIONS

- Identify a specific situation before shuffling — this spread needs a topic, unlike the Daily Pull
- Shuffle while holding the situation in mind

- Lay three cards left to right in fixed positions

READING METHOD

- **Position 1 — Past:** What energy led to this moment · the root cause or originating influence
- **Position 2 — Present:** What is actually happening right now, underneath any surface narrative
- **Position 3 — Future:** Where this is heading if nothing meaningfully changes
- **Critical reading note:** the Future position is a *trajectory*, not a fixed fate — Lenormand describes momentum, and momentum can be redirected by conscious choice
- Read all three as one flowing sentence, not three isolated facts

SHADOW VERSION

- A difficult Past card doesn't mean the present is doomed — it means the present is responding to something real
- A difficult Future card is the system's most generous gift: advance warning while there is still time to redirect
- Never treat the Future position as unchangeable — that contradicts the entire spirit of Lenormand's combinatorial, conditional logic

WORKED EXAMPLE

> *Question: "What's happening with my current work situation?"*
> *Pull: Mice (23) — Past · Tower (19) — Present · Stork (17) — Future*

Reading: *"Something has been quietly eroding in this work situation for some time (Mice, Past) — energy, trust, or resources draining without dramatic announcement. Right now, you're inside a structured, possibly isolating institutional dynamic (Tower,*

Present) — solitude or formal distance is the current texture. But change is coming, and it's positive (Stork, Future) — if you can stay engaged through the present isolation rather than withdrawing further, genuine improvement is approaching."

PAUSE

SPREAD 3

The Five-Card Cross

5 Cards · Topic + Four Influences

SPREAD 3 · THE FIVE-CARD CROSS

CARDS: 5 · DIFFICULTY: INTERMEDIATE

WHAT IT ANSWERS

> *"What does this specific topic look like from every angle — what surrounds it, supports it, and challenges it?"*

- The first spread in this module to use spatial position (above/below/left/right) rather than just linear sequence
- Excellent for any single, well-defined question that needs more depth than three cards can offer
- Introduces the Near/Far Significator logic from Module 2 in a contained, beginner-friendly format

LAYOUT

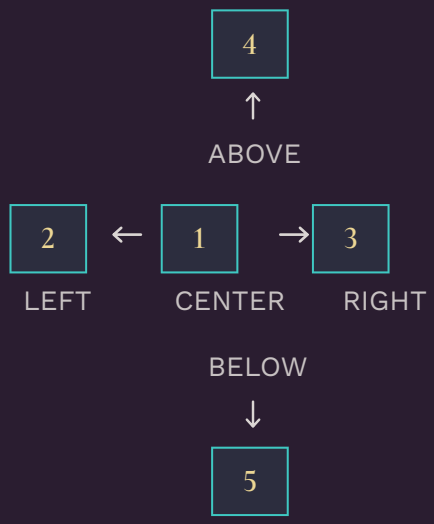

SETUP INSTRUCTIONS

- Position 1 (Center) is placed first — this is the topic card, representing the core subject or question
- Then place Left, Right, Above, Below in any order you prefer — the positions are fixed, the placement order is not
- This spread requires a clearly defined topic before you begin

READING METHOD

- **Position 1 — Center:** The topic itself, distilled into its current essential nature
- **Position 2 — Left:** What is behind this topic, the influence already in motion, the past contributing factor
- **Position 3 — Right:** What is approaching, the near-future direction this topic is moving toward
- **Position 4 — Above:** The conscious influence — what the querent is aware of, thinking about, focused on regarding this topic

- **Position 5 — Below:** The subconscious influence — what is operating beneath awareness, the hidden root or unacknowledged factor
- Read Center first to establish the topic, then read each surrounding card as a direct modifier of that center

SHADOW VERSION

- If Below is challenging, the entire reading's real message often lives there — a difficult subconscious card frequently outweighs a pleasant surface reading
- If Above and Below contradict sharply, that gap itself is the most important information: the querent's conscious understanding doesn't match what is actually driving the situation
- Don't rush past the Below position — it's the one beginners most often skip, and it's usually the most revealing

WORKED EXAMPLE

> *Topic: "My current creative project"*
> *Center: Bouquet (9) · Left: Tree (5) · Right: Sun (31) · Above: Stars (16) · Below: Snake (7)*

Reading: *"This creative project (Bouquet, Center) is a genuine gift — something beautiful you're offering to the world. It's rooted in something that has grown slowly over time (Tree, Left) — this didn't appear overnight, it has real history behind it. It's moving toward real success (Sun, Right) — the trajectory is strong. Consciously, you're focused on the inspired vision of where this could go (Stars, Above). But underneath, there's a complication you haven't fully named (Snake, Below) — something winding, something that requires more strategic navigation than you've been giving it credit for. The work itself is good. The path to finishing it may be less direct than you're consciously planning for."*

PAUSE

SPREAD 4

The Relationship Spread

5–7 Cards · Two Significators, One Connection

SPREAD 4 · THE RELATIONSHIP SPREAD

CARDS: 5–7 · DIFFICULTY: ADVANCED

WHAT IT ANSWERS

> *"What is actually happening between these two people — what each brings, and what connects or divides them?"*

- The first spread requiring two significators rather than one
- Designed specifically for romantic, familial, friendship, or professional relationship questions
- Introduces relational reading — cards are interpreted not just individually but *in relation to* each significator

LAYOUT (7-Card Version)



SETUP INSTRUCTIONS

- Choose significators for both people first — traditionally Man (28) and Woman (29), but any two cards that genuinely represent each person work
- If you don't already know which card represents someone, pull it as part of the spread rather than assigning it in advance
- Five-card minimal version: drop positions 6 and 7 if a simpler read is wanted
- This spread always needs two distinct people in mind before you shuffle

READING METHOD

- **Position 1 — Significator A:** Confirms or represents the first person · read their House placement if doing this within a larger tableau
- **Position 2 — A's Energy:** What this person is bringing into the relationship right now — their emotional or practical contribution
- **Position 3 — Connection:** The card directly between them · this is the relationship's defining current energy, the connective tissue itself
- **Position 4 — B's Energy:** What the second person is bringing — read this in direct comparison to Position 2
- **Position 5 — Significator B:** Confirms or represents the second person
- **Position 6 — Shared Past:** What history or pattern has shaped this relationship to this point
- **Position 7 — Shared Future:** Where the relationship is heading if current dynamics continue
- **The most important reading skill in this spread:** comparing Positions 2 and 4 directly against each other — relationships are revealed in the *gap* between what each person brings

SHADOW VERSION

- If the Connection card (Position 3) is a Challenger (Clouds, Snake, Whip, Mountain, Mice), the relationship's core dynamic currently involves real friction — this should never be softened in the reading
- A significant imbalance between Positions 2 and 4 (one strongly positive, one strongly negative) often reveals an unequal relationship — one person giving considerably more than the other right now
- This spread can be read for a relationship where only one person is present for the reading — the absent person's cards still describe real, useful information about their likely position, even without their direct input

WORKED EXAMPLE

> *Question: "What's really happening between me and my partner right now?"*
> *Sig A (Self): Woman (29) · A's Energy: Heart (24) · Connection: Whip (11) · B's Energy: Tower (6) · Sig B (Partner): Man (28)*
> *Shared Past: Ring (25) · Shared Future: Stork (17)*

Reading: *"You (Woman) are bringing genuine love and emotional openness to this relationship (Heart) — you are showing up with your whole heart. The connection between you right now is defined by repetitive conflict (Whip) — the same argument, recurring without resolution. Your partner (Man) is currently bringing institutional, structural distance (Tower) — emotional withdrawal behind a wall of busyness or formality. There's a real imbalance here: you're offering emotional presence, he's offering structural distance. Your shared history includes a real, meaningful commitment (Ring) — this isn't a relationship built on nothing. And the trajectory, if you can break the current repetitive pattern, leads toward positive change (Stork) — but that change requires the Whip's cycle to actually be interrupted, not just endured."*

PAUSE

SPREAD 5

The Horseshoe

7 Cards · Complex Situation Mapping

SPREAD 5 · THE HORSESHOE

CARDS: 7 · DIFFICULTY: ADVANCED

WHAT IT ANSWERS

> *"What is the complete shape of this complex situation — its origin, its obstacles, its hidden factors, and its likely resolution?"*

- The most structurally complex spread in this module — a genuine bridge toward Grand Tableau-level reading
- Designed for situations too layered for a 3 or 5-card spread to hold
- The horseshoe shape itself carries meaning: an arc rising and falling — the situation has genuine movement, not a static snapshot

LAYOUT

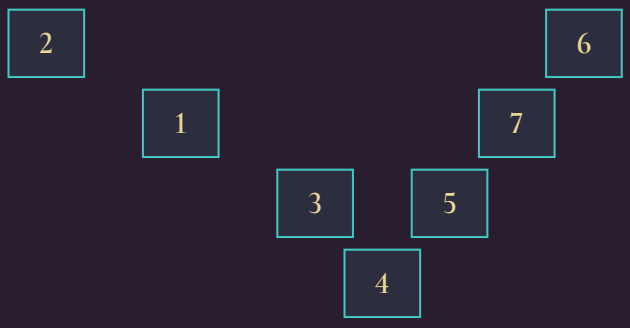

Visualize this as an upward arc: positions 1 through 4 climb, 4 through 7 descend — like a horseshoe or rainbow shape

SETUP INSTRUCTIONS

- Define the situation clearly before shuffling — this spread is too complex for vague questions
- Lay the cards in the arc shape shown above, numbered 1 through 7 in sequence
- Take your time — this is not a fast spread, and rushing the layout often produces a rushed, shallow reading

READING METHOD

- **Position 1 — Origin:** The root cause, what truly started this situation — often different from what the querent believes started it
- **Position 2 — Present Influence:** What is actively shaping the situation right now, the current pressure or momentum
- **Position 3 — Hidden Factor:** What is operating beneath the visible situation — almost always the most important card in the entire spread
- **Position 4 — The Pivot (top of the arc):** The central turning point of the whole situation — what everything else revolves around
- **Position 5 — Obstacle:** What stands in the way of resolution, the genuine difficulty requiring navigation
- **Position 6 — External Influence:** What outside force, person, or circumstance is affecting the outcome
- **Position 7 — Outcome:** Where this is heading if the current trajectory continues — read with the same conditional nuance as the Future position in Spread 2
- **Reading order matters:** read 1→4 first to establish the rising arc (how we got to the turning point), then 4→7 to read the descending arc (what happens after the pivot)

SHADOW VERSION

- Position 3 (Hidden Factor) deserves the most attention of any position in this spread — if it's a Challenger or Transformer card, the entire situation's real engine is something the querent hasn't consciously named yet
- If Position 4 (The Pivot) is unclear or contradicts the surrounding cards, the querent may not have actually identified the true core issue — consider asking a clarifying question or pulling an additional card specifically for the Pivot position
- The Horseshoe rewards patience; reading all seven positions as isolated facts rather than a flowing arc-shaped narrative is the most common beginner mistake with this spread

WORKED EXAMPLE

> *Question: "What's really going on with my ongoing conflict with my business partner?" 1 Origin: Fox (14) · 2 Present Influence: Whip (11) · 3 Hidden Factor: Mice (23) · 4 Pivot: Crossroads (22) · 5 Obstacle: Mountain (21) · 6 External Influence: Bear (15) · 7 Outcome: Key (33)*

Reading: *"This conflict originated in strategic self-interest (Fox) — somewhere early on, one or both of you were navigating for personal advantage rather than purely shared benefit. Right now, you're caught in a repetitive conflict pattern (Whip) — the same disagreement, recurring without resolution. But here's what's actually driving it underneath, largely unnamed: financial erosion (Mice) — something has been quietly draining, likely trust or resources, and that drain is the real fuel for the recurring arguments. You're standing at a genuine decision point (Crossroads, the Pivot) — this partnership requires a real choice, not more avoidance. The obstacle ahead is significant and will take real endurance (Mountain) — this won't resolve quickly or easily. An outside authority or financial power is influencing the outcome (Bear) — possibly an investor, a board, or a larger financial structure neither of you fully controls. But ultimately, there is a genuine resolution available (Key) — the situation*

does have a real answer, once the hidden financial erosion is acknowledged and the Crossroads choice is actually made rather than endlessly deferred."

PAUSE

MODULE SIX

Journal Prompts

SIT WITH THIS · PROMPT 1

Match the Spread to the Question

Think of a real question currently alive in your life. Which of these five spreads would genuinely serve it best — not the one that sounds most impressive, but the one that actually fits the size and shape of the question? Write the question, name the spread, and explain your reasoning.

SIT WITH THIS · PROMPT 2

The Position You'd Skip

Be honest: which position, across all five spreads, would you be most tempted to rush past or skip if you were reading for yourself? (The Below position in the Cross? The Hidden Factor in the Horseshoe?) What does that temptation tell you about what you might be avoiding?

SIT WITH THIS · PROMPT 3

Practice the Daily Pull for Seven Days

Before moving to the next module, commit to seven consecutive days of the Daily Pull. Use this space to track each day's cards and a one-sentence interpretation. By day seven, look back: what patterns, if any, are you noticing?

Let Your Light Shine & Keep Your Compass Cosmic